



**1. I have been told about the study and I know why it is being done and what to do. I know that I do not have to do it if I do not want to. If I have questions I can ask my teacher. I know that I can stop at any time.**

		Response Percent	Response Count
I understand and will begin the survey.		100.0%	15
I would rather not do it.		0.0%	0
		answered question	15
		skipped question	0








## 2. Where do you go to school?

		Response Percent	Response Count
	IS 5	0.0%	0
	IS 10	0.0%	0
	IS 61	0.0%	0
	IS 72	0.0%	0
	IS 73	0.0%	0
	IS 77	0.0%	0
	IS 89	0.0%	0
	IS 91	0.0%	0
	IS 93	0.0%	0
	IS 125	0.0%	0
	IS 126	0.0%	0
	IS 141	0.0%	0
	IS 144	0.0%	0
	IS 145	0.0%	0
	IS 157	0.0%	0
	IS 185	0.0%	0
	IS 189	0.0%	0
	IS 204	0.0%	0
	IS 217	0.0%	0
	IS 230	0.0%	0
	IS 237	0.0%	0
	PS 12	0.0%	0
	PS 14	0.0%	0






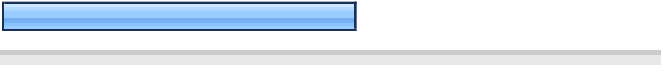
PS 19		0.0%	0
PS 30		0.0%	0
PS 54		0.0%	0
PS 76		0.0%	0
PS 92		0.0%	0
PS 111		0.0%	0
PS 127		0.0%	0
PS 151		0.0%	0
PS 153		0.0%	0
<b>Al-Iman School</b>		<b>100.0%</b>	<b>15</b>
Al-Manoor School		0.0%	0
Bais Yaakov Academy		0.0%	0
Bnos Malka Academy		0.0%	0
El-Ber Islamic School		0.0%	0
Flushing High School		0.0%	0
Forest Hills HS		0.0%	0
Grover Cleveland HS		0.0%	0
Jamaica HS		0.0%	0
John Bowne High School		0.0%	0
Hevach High School		0.0%	0
Long Island City High School		0.0%	0
Machon Academy		0.0%	0
Martin Luther HS		0.0%	0
The Muslim Center Elementary School		0.0%	0
Newcomers High School		0.0%	0

Newtown HS	0.0%	0
Our Lady of Mercy	0.0%	0
Our Lady of Sorrows	0.0%	0
Queens Academy HS	0.0%	0
Queens Lutheran School	0.0%	0
Queens Vocational HS	0.0%	0
Razi School	0.0%	0
Redeemer Lutheran	0.0%	0
Resurrection Ascension School	0.0%	0
St. Adalbert	0.0%	0
St. Francis of Assisi School	0.0%	0
St. John Lutheran School	0.0%	0
St. Kevin School	0.0%	0
St. Mel School	0.0%	0
St. Nicholas of Tolentine	0.0%	0
St. Raphael School	0.0%	0
Sacred Heart School	0.0%	0
Shaarei Zion Ohel Bracha	0.0%	0
Tiferes Torah Institute	0.0%	0
William Cullen Bryant High School	0.0%	0
Yesheiva Tifereth Moshe	0.0%	0
Yeshivat Our Haim	0.0%	0
Other	0.0%	0
other school (please specify)		0
<b>answered question</b>		<b>15</b>

### 3. What grade are you in?

		Response Percent	Response Count
6th		0.0%	0
7th		100.0%	15
8th		0.0%	0
9th		0.0%	0
10th		0.0%	0
11th		0.0%	0
12th		0.0%	0
answered question			15
skipped question			0

### 4. How often do you use your computer at home for homework?

		Response Percent	Response Count
I don't have a computer at home		0.0%	0
I don't use my home computer for homework		0.0%	0
A few times a year		20.0%	3
About once a month		6.7%	1
About once a week		20.0%	3
Almost every night		53.3%	8
answered question			15
skipped question			0






### 5. Compared to last year, this year my teachers are using computers...

		Response Percent	Response Count
less		20.0%	3
about the same amount		66.7%	10
more		13.3%	2
answered question			15
skipped question			0




### 6. Compared to last year, this year students in my grade are using computers...

		Response Percent	Response Count
less		26.7%	4
about the same amount		33.3%	5
more		40.0%	6
answered question			15
skipped question			0




## 7. During this school year, how much time per week did you spend using computers in your class(es)?

		Response Percent	Response Count
Not at all		6.7%	1
Less than one period per week		20.0%	3
<b>1 or 2 periods (or a double period) per week</b>		<b>53.3%</b>	<b>8</b>
3 to 4 periods per week		13.3%	2
More than 4 periods per week		6.7%	1
<b>answered question</b>			<b>15</b>
<b>skipped question</b>			<b>0</b>




## 8. During this school year, I typed up reports and assignments.

		Response Percent	Response Count
Never		35.7%	5
A few times a year		14.3%	2
About once a month		0.0%	0
<b>About once a week</b>		<b>50.0%</b>	<b>7</b>
Almost every day		0.0%	0
<b>answered question</b>			<b>14</b>
<b>skipped question</b>			<b>1</b>

## 9. During this school year, I made spreadsheets and graphs.






		Response Percent	Response Count
Never		50.0%	7
A few times a year		0.0%	0
About once a month		0.0%	0
About once a week		28.6%	4
Almost every day		21.4%	3
answered question			14
skipped question			1

## 10. During this school year, I used blogs to communicate with other students and teachers






		Response Percent	Response Count
Never		78.6%	11
A few times a year		7.1%	1
About once a month		0.0%	0
About once a week		14.3%	2
Almost every day		0.0%	0
answered question			14
skipped question			1






### 11. During this school year, I did research on the Internet for a report or assignment.

		Response Percent	Response Count
Never		42.9%	6
A few times a year		0.0%	0
About once a month		7.1%	1
<b>About once a week</b>		<b>50.0%</b>	<b>7</b>
Almost every day		0.0%	0
answered question			14
skipped question			1





### 12. During this school year, I made a PowerPoint presentation.

		Response Percent	Response Count
Never		78.6%	11
A few times a year		7.1%	1
About once a month		7.1%	1
About once a week		7.1%	1
Almost every day		0.0%	0
answered question			14
skipped question			1




### 13. During this school year, I used the computer to make a graphic novel.

		Response Percent	Response Count
Never		85.7%	12
A few times a year		0.0%	0
About once a month		0.0%	0
About once a week		7.1%	1
Almost every day		7.1%	1
answered question			14
skipped question			1




### 14. During this school year, I took a test on the computer.

		Response Percent	Response Count
Never		35.7%	5
A few times a year		35.7%	5
About once a month		14.3%	2
About once a week		14.3%	2
Almost every day		0.0%	0
answered question			14
skipped question			1



**15. During this school year, I used a computer program to improve my study skills or learning skills.**

		Response Percent	Response Count
Never		64.3%	9
A few times a year		21.4%	3
About once a month		14.3%	2
About once a week		0.0%	0
Almost every day		0.0%	0
answered question			14
skipped question			1


**16. During this school year, I made or listened to a podcast.**

		Response Percent	Response Count
Never		78.6%	11
A few times a year		0.0%	0
About once a month		0.0%	0
About once a week		14.3%	2
Almost every day		7.1%	1
answered question			14
skipped question			1




**17. During this school year, I made or edited a webpage or worked in a web environment, like a wikispace.**

		Response Percent	Response Count
Never		85.7%	12
A few times a year		0.0%	0
About once a month		14.3%	2
About once a week		0.0%	0
Almost every day		0.0%	0
answered question			14
skipped question			1




**18. This school year, I collected data using equipment that go with the computer, like probes or PDAs.**

		Response Percent	Response Count
Never		100.0%	14
A few times a year		0.0%	0
About once a month		0.0%	0
About once a week		0.0%	0
Almost every day		0.0%	0
answered question			14
skipped question			1









### 19. This school year, I made or edited a video or movie.

		Response Percent	Response Count
Never		85.7%	12
A few times a year		0.0%	0
About once a month		7.1%	1
About once a week		0.0%	0
Almost every day		7.1%	1
answered question			14
skipped question			1

### 20. During the past school year, I created or contributed to a web-based map or timeline.

		Response Percent	Response Count
Never		85.7%	12
A few times a year		7.1%	1
About once a month		0.0%	0
About once a week		0.0%	0
Almost every day		7.1%	1
answered question			14
skipped question			1

## 21. In which classes do you use technology. (Check all that apply)

		Response Percent	Response Count
Math		7.1%	1
Sciences		50.0%	7
English Language Arts		7.1%	1
Social Studies		21.4%	3
Art		7.1%	1
Music		7.1%	1
Physical Education/Gym		21.4%	3
ESL or ELL		0.0%	0
<b>Computer Class</b>		<b>85.7%</b>	<b>12</b>
Multi-Media		0.0%	0
None of the Above		0.0%	0
Other (please specify)			0
<b>answered question</b>			<b>14</b>
<b>skipped question</b>			<b>1</b>

## 22. How well do you know how to use the following equipment, applications or web sites?

	I never tried	I know the basics	I'm pretty good	I'm an expert	Response Count
Digital camera or video	0.0% (2)	0.0% (1)	<b>0.0% (6)</b>	<b>0.0% (6)</b>	0
Audacity or GarageBand	<b>0.0% (11)</b>	0.0% (0)	0.0% (4)	0.0% (0)	0
iMovie or Movie Maker	<b>0.0% (5)</b>	<b>0.0% (5)</b>	0.0% (4)	0.0% (1)	0
Wikispaces	<b>0.0% (7)</b>	0.0% (1)	0.0% (4)	0.0% (3)	0
NYLearns	<b>0.0% (10)</b>	0.0% (0)	0.0% (4)	0.0% (1)	0
Teacher/Class Blogs	<b>0.0% (9)</b>	0.0% (1)	0.0% (2)	0.0% (3)	0
Google Maps	0.0% (3)	0.0% (1)	<b>0.0% (6)</b>	0.0% (5)	0
Comic Life	<b>0.0% (6)</b>	0.0% (3)	0.0% (3)	0.0% (3)	0
answered question					<b>15</b>
skipped question					<b>0</b>

## 23. How much do you agree with these statements?

	Strongly Disagree	Disagree	Agree	Strongly Agree	Rating Average	Response Count
I am able to learn more when I use computers in my school.	0.0% (2)	0.0% (3)	<b>0.0% (7)</b>	0.0% (3)	0.00	0
I work harder on my assignments when I am using a computer.	0.0% (3)	0.0% (0)	<b>0.0% (8)</b>	0.0% (4)	0.00	0
I would be a better student if I got to use technology more in school.	0.0% (3)	0.0% (0)	0.0% (4)	<b>0.0% (7)</b>	0.00	0
Teachers in this school know a lot about how to use computers to help students learn more.	0.0% (4)	<b>0.0% (5)</b>	<b>0.0% (5)</b>	0.0% (1)	0.00	0
There are enough computers in my school for students to use for their schoolwork.	0.0% (2)	<b>0.0% (6)</b>	0.0% (5)	0.0% (2)	0.00	0
I am using computers in my class (es) in ways that other students in this school are not.	0.0% (5)	<b>0.0% (6)</b>	0.0% (3)	0.0% (1)	0.00	0
I have shown other students how to do things with computers.	0.0% (1)	0.0% (2)	<b>0.0% (9)</b>	0.0% (3)	0.00	0
I have shown a teacher how to do things with computers.	0.0% (3)	0.0% (5)	<b>0.0% (6)</b>	0.0% (1)	0.00	0
I use computers more in my class (es) than other students in this school	0.0% (5)	<b>0.0% (6)</b>	0.0% (1)	0.0% (3)	0.00	0
answered question						15
skipped question						0